



**The Porsche 911 with the 2.4 liter engine.
The classic sports car whose timeless design combines
technology and function.**





The Porsche 911 is available in three models; the 911T with 135 DIN Hp (129 SAE net), the 911E with 165 DIN Hp (157 SAE net) and the 911S with 190 DIN Hp (181 SAE net). All three engines have a displacement of 2.4 liters and are fed by Bosch mechanical fuel injection. The engine is positioned at the rear for especially good traction under all driving conditions. And you can have all three models in your choice of coupe or targa bodies.


The six horizontally opposed cylinders are air-cooled with one overhead camshaft per bank of cylinders controlling the V-pattern overhead valves. The forged eight

**Its 6-cylinder
high performance
engine has great
flexibility and pickup.**

bearing crankshaft provides vibration free operation. A dry-sump lubrication system ensures uniform oil supply to all lubrication points, even under the most severe conditions. Lowered compression ratios permit maximum efficiency using lead free regular fuel (91 octane) and a cleaner running engine.

All of the Porsche engines are rugged powerplants with high torque reserves and low piston speeds. They can take hours of turnpike cruising without harm and are protected from overrevving by an ignition RPM governor. Which helps to explain the long service life of the Porsche engine.





With all the Porsche racing victories it is easy to forget that the vast majority of Porsches are driven in normal, everyday traffic. That's why we designed the Porsche to offer the interior comfort of an expensive sedan. The interior and control panel are functional in design. All control elements can be reached quickly and effortlessly. Instruments are glare free and located in the driver's field of vision, making the operating data instantly readable. Gauges are complete, providing all needed information in one glance. Both driver and passenger have unhindered freedom of movement, even while wearing seat belts. The anatomically contoured seats are positioned around the car's center of gravity and have a deep shell form for maximum comfort and stability in all driving situations.

Behind the seats is a second luggage area with about 235 liters (8.3 cubic feet) of

Comfort is not an extra in a Porsche.

room. This is a practical supplement to the front luggage compartment – which because of the space saving front axle design offers 200 liters (7.1 cubic feet) of storage. This front trunk is completely carpeted to prevent luggage damage.

Owning a Porsche 911 is more than a matter of money. It's a matter of style. Porsche owners tend to be people who take pride in the things they own. People, above all, who look beyond the obvious. They understand that beyond the superb performance, technical perfection, and motoring comfort of a Porsche lies an unique driving experience. In short, for them, the Porsche 911 is the ultimate personal automobile. But to prove to yourself that the Porsche is much more you have to drive it. Your Porsche Audi dealer will be happy to arrange this for you.



Technology in Detail.

	911 T	911 E	911 S
Engine			
Displacement	2341 cc	2341 cc	2341 cc
Bore/stroke	84/70.4 mm (3.31/2.7 in.)	84/70.4 mm (3.31/2.7 in.)	84/70.4 mm (3.31/2.7 in.)
Compression ratio	7.5:1	8.0:1	8.5:1
Octane requirement	91 octane (regular grade fuel)	91 octane (regular grade fuel)	91 octane (regular grade fuel)
Output	135 DIN HP (129 SAE net HP) at 5600 rpm	165 DIN HP (157 SAE net HP) at 6200 rpm	190 DIN HP (181 SAE net HP) at 6500 rpm
Max. torque	20 mkg (140 ft. lbs)/4000 rpm	21 mkg (147 ft. lbs)/4500 rpm	22 mkg (154 ft. lbs)/5200 rpm
Fuel mixture	mechanical fuel injection	mechanical fuel injection	mechanical fuel injection
Chassis			
Front wheel suspension	wishbone with shock absorber struts	wishbone with shock absorber struts	wishbone with shock absorber struts, stabilizers
Rear wheel suspension	semi-trailing arms	semi-trailing arms	semi-trailing arms, stabilizers
Foot brake	dual-circuit disc brakes on all 4 wheels with disc ventilation		
Electrical system			
Alternator	770 W	770 W	770 W
Battery	2 x 12 V/36 amp/hr	2 x 12 V/36 amp/hr	2 x 12 V/36 amp/hr
Wheels/tires	5-1/2 J x 15/165 HR 15 (steel)	6 J x 15/185/70 VR 15 (light alloy)	6 J x 15/185/70 VR 15 (light alloy)
Dimensions			
Length/width/height	4277/1610/1320 mm (168/63/52 in.)	4277/1610/1320 mm (168/63/52 in.)	4277/1610/1320 mm (168/63/52 in.)
Weights			
Empty weight	1050 kg (2320 lbs)	1075 kg (2370 lbs)	1075 kg (2370 lbs)
Max. load	350 kg (775 lbs)	350 kg (775 lbs)	350 kg (775 lbs)
Equipment differences			
Interior	sporty steering wheel, synthetic fiber carpeting	sporty steering wheel, synthetic fiber carpeting	sporty steering wheel velour carpeting, oil pressure and oil reservoir gauges
Exterior	rubber profile strips on the bumper	rubber profile strips on the bumper front apron function as a spoiler	wide rubber strips on the bumpers, chrome strips under the doors, front apron functions as a spoiler
Driving performance			
Max. speed	208 km/h (129 mph)	220 km/h (136 mph)	230 km/h (143 mph)
Acceleration 0-100 km (0-62 mph)	9.3 seconds	7.9 seconds	7.0 seconds



In some cases, the cars pictured in this catalog have been provided with optional equipment or equipment required in specific countries and thus do not always correspond to equipment available or standard at your local authorized Porsche Audi dealer. Rights reserved to make design and equipment alterations without notice.
1004.23 · Subject to change · Printed in Germany · SVA, Ludwigsburg